



Časopis Naučnog društva za pogonske mašine, traktore i održavanje
Journal of Scientific Society of Power Machines, Tractors and Maintenance

TRAKTORI I POGONSKE MAŠINE

UDK 631.372
ISSN 0354-9496
Godina 22
Dec. 2017.

TRACTORS AND POWER MACHINES



Novi Sad, Srbija



Časopis Naučnog društva za pogonske mašine, traktore i održavanje
Journal of Scientific Society of Power Machines, Tractors and Maintenance

TRAKTORI I POGONSKE MAŠINE

1/12

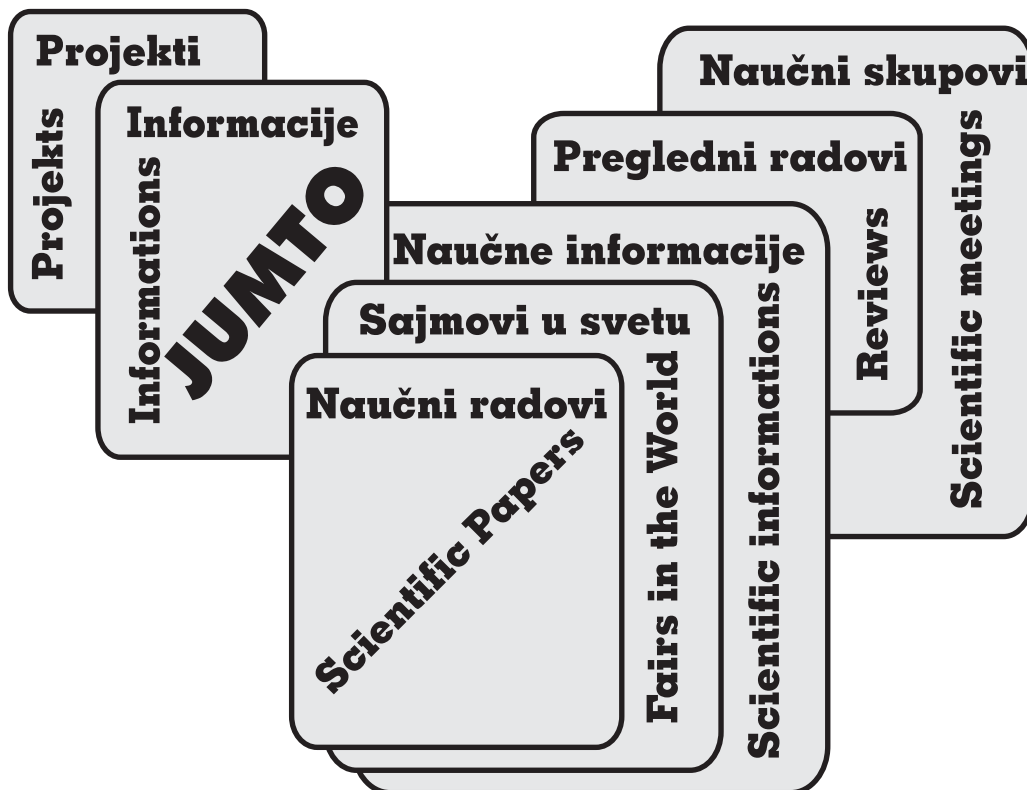
UDK 631.372
ISSN 0354-9496

Godina 22

Dec. 2017.

TRACTORS AND POWER MACHINES

SADRŽAJ - CONTENTS



Izdavač – Publisher



Naučno društvo za pogonske mašine, traktore i održavanje
Scientific Society of Power Machines, Tractors and Maintenance

Suizdavač – Copublisher

Poljoprivredni fakultet, Departman za poljoprivrednu tehniku, Novi Sad
Faculty of Agriculture, Department of Agricultural Engineering, Novi Sad

Glavni urednik – Editor in chief

Dr Milan Tomić

Urednici - Editors

Dr Lazar Savin

Dr Ratko Nikolić

Dr Mirko Simikić

Dr Radojka Gligorić

Tehnički urednik - Technical Editor

Dr Milan Tomić

Tehnički sekretar - Technical Secretary

Nevenka Žigić

Uređivački savet - Editorial Committee

Dr Ratko Nikolić, Novi Sad

Dr Dragan Ružić, Novi Sad

Dr Radojka Gligorić, Novi Sad

Dr Tripo Torović, Novi Sad

Dr Ivan Klinar, Novi Sad

Dr Božidar Nikolić, Podgorica

Dr Milan Tomić, Novi Sad

Dr Rajko Radonjić, Kragujevac

Dr Zlatko Gospodarić, Zagreb

Dr Laszlo Mago, Gödöllő, Mađarska

Dr Aleksandar Šeljcin, Moskva, Rusija

Dr Milan Kekić, Bečej

Dr Radivoje Pešić, Kragujevac

Dr Klara Jakovčević, Subotica

Dr Jozef Bajla, Nitra, Slovačka

Dr Roberto Paoluzzi, Ferrara, Italija

Dr Hasan Silleli, Ankara, Turska

Dr Valentin Vladut, Rumunija

Adresa – Address

Poljoprivredni fakultet

Trg Dositeja Obradovića br. 8

Novi Sad, Srbija

Tel.: ++381(0)21 4853 391

Tel/Fax.: ++381(0)21 459 989

e-mail: milanto@polj.uns.ac.rs

Časopis izlazi svaka tri meseca

Godišnja pretplata za radne organizacije je 1500 din, za
Inostranstvo 5000 din a za individualne predplatnike 1000 din
Žiro račun: 340-4148-96 kod Erste banke

Rešenjem Ministarstva za informacije Republike Srbije, Br.651-115/97-03 od 10.02.1997.god., časopis je upisan u registar pod brojem 2310
Prema Mišljenju Ministarstva za nauku, Republike Srbije ovaj časopis je "PUBLIKACIJA OD POSEBNOG INTERESA ZA NAUKU"

Jurnal is published four times a year

Subscription price for organization is 40 EURO, for
foreign organization 80 EURO and individual
subscribes 15 EURO

**Časopis Traktori i pogonske
mašine broj 1/2 posvećen je
XXIV-om naučnom skupu
“Pravci razvoja traktora i
obnovljivih izvora energije”**

**The journal Tractors and power
machines number 1/2 is devoted to
XXIV scientific meeting
“Development of tractors and
renewable energy resources”**

JUMTO 2017

Programski odbor

- Prof. dr Lazar Savin, predsednik
- Prof. dr Ratko Nikolić
- Prof. dr Mirko Simikić
- Prof. dr Ivan Klinar

Program board

- Prof. dr Dragan Ružić
- Prof. dr Radojka Gligorić, sekretar
- Prof. dr Milan Tomić
- Dipl. inž. Milan Samardžija
- Prof. dr Zdenko Tkač

Pokrovitelji skupa

- Ministarstvo prosvete, nauke i tehnološkog razvoja Republike Srbije
- Pokrajinski sekretarijat za visoko obrazovanje i naučnoistraživačku delatnost
- Pokrajinski sekretarijat za poljoprivredu, vodoprivredu i šumarstvo AP Vojvodine

Godparent of meeting

Organizatori skupa

- Naučno društvo za pogonske mašine, traktore i održavanje

JUMTO – Novi Sad

- Poljoprivredni fakultet, Departman za poljoprivrednu tehniku, Novi Sad
- Društvo za razvoj i korišćenje biogoriva – BIGO, Novi Sad
- Agencija za bezbednost saobraćaja, Beograd
- Akademija inženjerskih nauka Srbije, Odeljenje biotehničkih nauka Beograd

Organizers of meeting

Mesto održavanja

Place of meeting

Poljoprivredni fakultet, Novi Sad, 08.12.2017.

Štampanje ove publikacije pomoglo je:
Pokrajinski sekretarijat za visoko obrazovanje i naučnoistraživačku delatnost

SADRŽAJ – CONTENTS

<i>Yaşartekin M., Silleli H.</i>	
INFLUENCE OF BOUNDARY CONDITION MODELING AT VIRTUAL SIMULATION THAT APPLIED ON ROLL OVER PROTECTIVE STRUCTURES	5
<i>Kosiba J., Nosian J., Jablonický J.</i>	
NEWLY REGISTERED TRACTORS IN THE SLOVAK REPUBLIC	13
<i>Mačužić, S., Lukić, J.</i>	
RIDE VIBRATION OF AGRICULTURAL TRACTORS – A LITERATURE REVIEW	17
<i>Romanchenko M.I.</i>	
MODELLING OF POWER PARAMETERS OF THE CATERPILLAR PROPELLER OF THE TRACTOR WITH THE RUBBER REINFORCED TAPES	24
<i>Pastukhov A., Timashov E., Parnikova T.</i>	
MONITORING OF RELIABILITY OF AGRICULTURAL MACHINERY ON THE BASIS OF METHODS OF THERMODIAGNOSTICS OF DRIVE LINES	31
<i>Nosian J., Tkáč Z., Kosiba J., Hujo, L.</i>	
DESIGN OF THE HYDRAULIC DEVICE FOR VERIFICATION OF THE HYDRAULIC PUMP OPERATIONS	39
<i>Stojanović, N., Grujić, I., Glišović, J., Vasiljević, S., Mladenović, M., Bošković, B.</i>	
A NUMERICAL ANALYSIS OF THE INFLUENCE OF WORKING DEPTH ON SUBSOILER STRESS	46
<i>Janoško I., Jablonický J., Hujo L., Kuchar P.</i>	
THE EFFECT OF FUEL ADDITIVE ON THE SELECTED DIESEL ENGINE PARAMETERS	51
<i>Grujić, I., Davinić, A., Stojanović, N., Glišović, J., Miloradović, D.</i>	
DETERMINATION OF INFLUENCE PARAMETERS ON CONCENTRATION OF CARBON MONOXIDE IN EXHAUST GASES BY USING ARTIFICIAL NEURAL NETWORKS (ANN)	58
<i>Semeshin A.L., Kolomeichenko A.V., Kuznetsov Yu.A., Konoshina S.N., Kalashnikova L.V.</i>	
INVESTIGATION OF OXYHYDROGEN FLAME COMBUSTION RESIDUES OF INTERNAL COMBUSTION ENGINES RADIATORS FOR METALS AT WELDING	66
<i>Majdan, R., Kuchar P., Dvonc D., Tulik J.</i>	
APPLICATION OF XL METER MEASURING DEVICE FOR TRAILING THROTTLE MEASUREMENT	70
<i>Kuznetsov Yu.A.</i>	
INVESTIGATION OF COATING THICKNESS OBTAINED BY PLASMA ELECTROLYTIC OXIDATION	77
<i>Goncharenko V.V., Shkurin I.G., Mikhaylova Yu.L.</i>	
THE CREATION OF HIGH-IMPACT PERMANENT CONNECTION (OF STEEL AND HARD ALLOY) WITH THE SOLDERING, PROPERTIES AND CHARACTERISTICS OF THIS TYPE OF CONNECTION	82
<i>Todić N., Savić S., Gordić D.</i>	
NEW TRENDS IN THE DEVELOPMENT, DESIGN AND APPLICATION OF WATER HYDRAULIC AXIAL PISTON PUMPS	86
SADRŽAJ VOL. 21	
CONTENS VOL.21	94

NEW TRENDS IN THE DEVELOPMENT, DESIGN AND APPLICATION OF WATER HYDRAULIC AXIAL PISTON PUMPS

Todić N.¹, Savić S., Gordić D.

SUMMARY

Water as the working medium is a totally new concept as many users have been accustomed to only mineral oil or other fluids in hydraulic machines. The application of pressurized water as the working medium is not new as its history actually went back more than two thousand years. The paper presents modern water hydraulics technology, commencing from its early development to its current applications. This paper will also present the factors that resulted in the decline of water hydraulic applications and the factors that have contributed to the re-emergence of water hydraulics today. The advantages of using water in hydraulic systems are discussed, various important properties of water are presented, and some of the recent research works done by various investigators in water hydraulics are also highlighted.

Key words: Water, hydraulic technology, piston axial pump

INTRODUCTION

The earliest hydraulic systems used water as hydraulic fluid. This restricted the working temperature range and caused corrosion as well as lubricating problems. It was not until the late 1920's that mineral hydraulic oils were introduced. Consequently, the oil became the main pressure medium of hydraulic applications. Recently, the demand for using pure tap water as a pressure medium in hydraulic applications has increased due to its availability, easy maintenance, its low cost and its high safety levels against pollution and fire hazard. Water hydraulics can be used in new application areas such as food processing, pulp and paper industry, medicine, glass making, coal mining and nuclear industry [1].

Water is characterized by very low viscosity in comparison with mineral hydraulic oils [2]. Key problems should be considered in water hydraulic system. First, the very low viscosity must increase the difficulty of developing hydrodynamic film between friction pairs, and the very small change of water's viscosity with pressure means that elasto-hydrodynamic lubrication with hard materials is unlikely to occur [3]. The low viscosity is accompanied with poor lubricities of water. Poor lubricities can cause corrosive wear and erosion problems. Secondly, it is to be noted that water (especially seawater) is electrically conductive and may act as an electrolyte when impurities or certain additives are present. In such cases the electrolyte corrosion may arise. Metallic materials to be used in connection with the water pressure medium should comply with the electrochemical series. Water

¹ *Nenad Todić, dipl.ing., prof. dr Slobodan Savić, prof. dr Dušan Gordić, Fakultet inženjerskih nauka Univerziteta u Kragujevac, Sestre Janjić 6, 34000 Kragujevac, e-mail: ntodic@gmail.com*

piston pump (motor) has been developed in some developed countries, such as USA, UK, Japan, Denmark, Germany and Finland [4-5].

In water hydraulics a lot of interesting applications have been developed and researched. The application mentioned below makes clear that water hydraulics is no longer restricted to stationary applications.

(a) Ocean exploration engineering

When seawater hydraulics is used in the subsea control system, the power source and seawater pump could be positioned near the working place, requiring only electrical power from the surface. There would be no need for the flow and return of hydraulics fluid, and possibly no need for the expensive umbilical at all if the system were controlled remotely. The financial benefits would be significant.

(b) Metallurgical industry and mining

Non-flammability is of paramount importance in high-temperature and mining applications. The use of water hydraulics instead of conventional fire resistant hydraulics in metallurgical industry (converter, furnace and aluminum productions), plastics processing facilities, nuclear industry and power in mine, not only avoid the risk of fire, also reduce operating cost and pollution to environment.

(c) Paper cutting

Quite a new development is a water jet cutting system for the paper machine. In the paper machine, the edge of the fast paper line has to be cut. Traditional way is to use steel cutters, but due to their unreliable operation, the use of water jet for cutting is raising more and more interest. In other words, the problem is that the steel cuttings are wearing quite much and have to be changed very often. Other alternative is to use water jet cutting.

(d) Waste packer lorry

In Sweden there is an interesting mobile application operated with water hydraulics. That is a waste packer lorry. The waste lorry is a daily operated vehicle and the hydraulic system must be designed for outdoor temperatures of -10 to $+40^{\circ}\text{C}$. Therefore, the tap water is frost protected by 35% food grade propylene glycol. This fluid is classified as a non-hazardous to humans and the environment [6].

DEVELOPMENT, RESEARCH AND DESIGN OF WATER HYDRAULIC AXIAL PISTON PUMPS

The research and development challenges were to find engineering solutions to the specific problems in design and manufacturing of water hydraulic components and industrial systems suitable for using pure tap water as the pressure fluid [7]. Companies have water hydraulic components, systems and solutions on the market, and the number of products and the areas of application are increasing as illustrated in Fig. 1. Current technological efforts for water hydraulics are far less than those for oil hydraulics. The experience gained from oil hydraulics is very important for future water hydraulics research. Engineering relationships between water and oil are significantly different and cannot be overcome or trivialized by simple modification of design parameters from oil hydraulics. Water hydraulics should be regarded as a new evolving technology. It has certainly brought in challenges as well as opportunities for the engineers and manufacturers. When the current drawbacks are resolved through advances in technology, modern water hydraulics will have a wider range of

application fields than the oil hydraulics presently has. Presently, water hydraulics is more expensive than its oil counterpart, due to the fact that it is an evolving or new technology and naturally comes with a lower volume and higher price. Moreover, the production technology is not widespread yet or well established and this resulted in higher unit production cost which the user has to consider [8].

Moreover, the use of water hydraulic systems has not developed as fast as expected due to the lack of common goals and the components developed are scattered over a very large range of power levels, and missed sizes and types of components. The current market share of water hydraulics is believed to be less than 5%. As long as the quantity produced is small and one is still at the bottom of the learning curve, the price of the final component will be unfavorable [9]. Hence, while water is cheap, water hydraulic components are not. This will be resolved when more engineers and companies join in the development and use of this new technology. Recent sales growths are 50% to 100% per year. It is expected that water and oil hydraulics will co-exist in the near future with water filling in the niches where environment, health, fire and safety, product compatibility, etc. are important considerations. In the longer term, it is expected that water hydraulics will take over many of the existing oil hydraulic applications besides having new applications of its own [10].

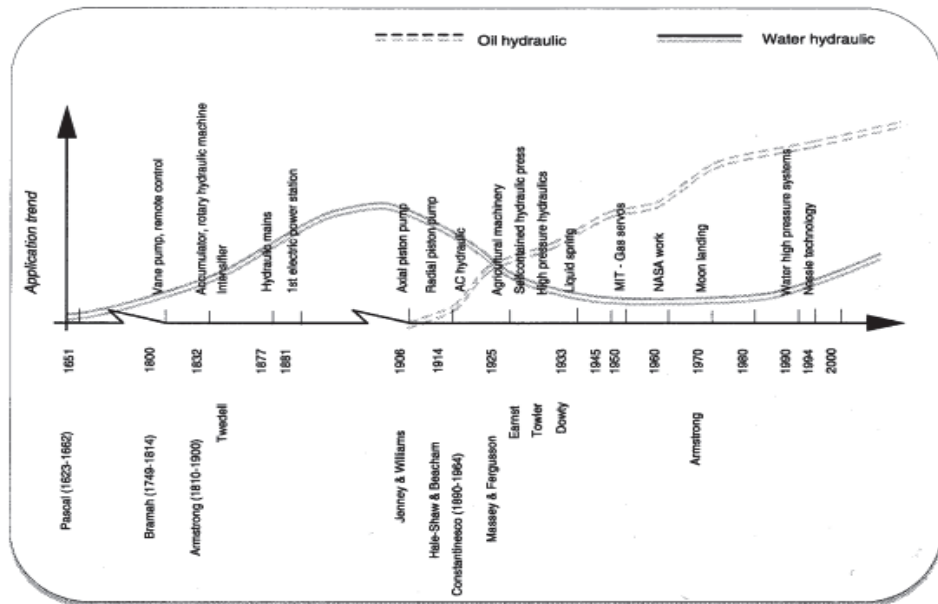


Fig. 1. The historical development of oil and water hydraulics

If a system is going to be utilized, it needs a driving force of which water hydraulics has one - the environmental lobby. A technology will not be used unless it offers an ultimate financial advantage over other technologies or unless it is required by law. National legislation on environmental protection will certainly increase the application of water hydraulics.

Some nations are beginning to change not only their environmental regulations but also the enforcement and Sweden is one exampl. As the demand increases from both users and regulatory agencies, more manufacturers will begin putting the resources towards the

development of water hydraulic components and systems. Water hydraulic actuators will become both smaller and larger - smaller in size and larger in power output due to the increasing pressure range that is being made possible. Just like oil hydraulics dominated power transmission and control in the last few decades, water hydraulics technology could well supersede oil hydraulics technology and revolutionize the power transmission industry in the years to come. One area not discussed was nano-technology level components for biosensors and biotechnology.

The challenges of hydraulic pumps create a need for continued tribological research. One research area is the use of water hydraulics, especially the use of variable displacement axial piston pumps in the hydrostatic transmission of mobile machinery. Axial piston pumps and motors are commonly used in hydraulic applications because of their compact size, wide operating range and controllability. On the other hand these types of pumps and motors are quite complex. To increase the overall efficiency of the system, variable displacement axial piston units are widely used as basic components in oil hydraulics nowadays. Axial piston type units are also very useful in modern water hydraulic pumps and motors. In mobile machines most of the units are axial piston design at the moment. However, there are not commercial variable axial piston pumps or motors for water hydraulics, which is a significant problem in certain applications. The aim of the pump research is to study basic effects caused by the adjustment of the swashplate angle. At first, the attention is focused on measuring the water film thickness between the swashplate and the slipper tip and the forces affecting the piston while tilting the swashplate [11-12].

There are several different water hydraulic pumps on the market at the moment. Most of the pumps are oil lubricated piston pumps, which are driven by crankshaft mechanism. Only a few of the pumps are totally water lubricated. Water lubricated pumps are usually axial piston

pumps with non-adjustable swashplate, Fig. 2. Water as a pressure medium requires that all materials should be non-corrosive and all clearances are smaller than in oil hydraulic units.

Temperature and pressure range

The permitted operational temperature range is +3°C to +50°C max. due to the nature of pure water, Fig. 3. The maximum temperature of +50°C is in many cases not a strong constraint because thermal conductivity of water is 4-5 times that of mineral oil. This means, that water hydraulic systems tend to require less cooling capacity. Heating is often a consequence of flow losses due to flow resistance.

Viscosity and materials for design

In that respect need of cooling, water benefits from its much lower viscosity when compared to

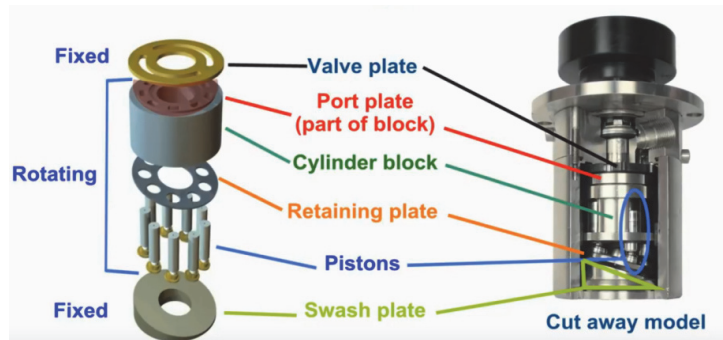


Fig. 2. Water hydraulic axial piston pump

Technical data: Working Speed: 1000 min⁻¹, Working Pressure: 80 bar, Working fluid: water

mineral oil, bio oil and oil/water emulsion, Fig. 4. The dynamic viscosity of mineral oil is around 30 times that of pure water. That means using water the diameter of pipes, hoses and cooling systems is smaller size than that for oil hydraulics for the same power range. The specific heat of water is 2 times that of mineral oil, that means water has the double ability to absorb heat. The viscosity of water is significant lower than the viscosity of hydraulic oils; with a factor of one to two orders depending of the actual oil. Assuming conditions for laminar volume flow according to Hagen-Poiseuille's law the leakage flow Q_L through the gap can be calculated from the following equation

$$Q_L = \frac{bh^3}{12L\eta} \Delta p$$

where b is the width, L is the length, h is the high of the gap, η is the dynamic viscosity and Δp is the pressure drop. For equal gaps in a water hydraulic machine the ratio of leakage water relative to leakage of a typical hydraulic oil is

$$\frac{Q_{L,W}}{Q_{L,O}} = \frac{\eta_{Oil}}{\eta_{Water}} \cong 30$$

In order to reduce the leakage flow of water hydraulic components to the same level achieved for oil hydraulic components, the size of the gap has to be reduced according to the ratio

$$\frac{h_{water}}{h_{oil}} = \sqrt[3]{\frac{\eta_{Water}}{\eta_{oil}}} = 0.32$$

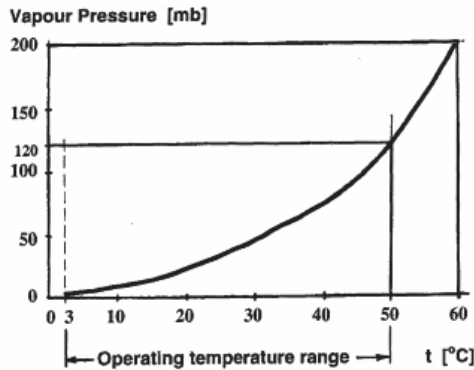


Fig. 3. Vapour pressure characteristic of water

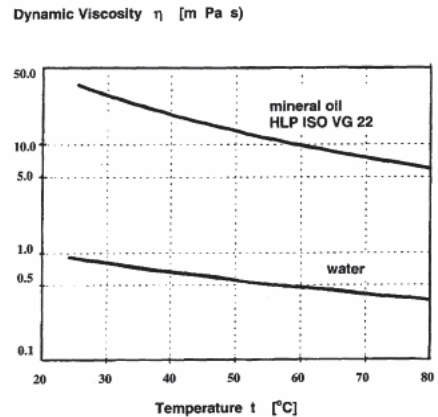


Fig. 4. Viscosity of water and mineral hydraulic oil

Use of hydrostatic bearing is an efficient solution for separating the bearing surfaces [13-14]. Furthermore, the use of materials with low friction and that are resistant to wear is important. Stainless steel W.No.1.4057 and reinforced polymer PEEK from the polyetherketone family are used for the sliding and sealing gaps of pumps and motors. An increasing numbers of engineers and managers are considering water hydraulics as an emerging technology that can offer significant advantages to solve motion and force control tasks as a single technology and/or combined with other technologies [15]. There is an increasing number of application

areas for modern tap water hydraulic components. In particular, they are used for design of environmental friendly industrial machinery, robots, and systems.

MATERIALS USED FOR RESEARCH VALVE PLATE

Developments of water hydraulic axial piston machines have been made around world during the past three decades. The research involved material research, pump design and pump tests, including life time tests [16-17]. The changes in design, material selections and power pack

Tab. 1. Material properties

Material	PEEK 1	PEEK 2
Young's modulus [MPa]	9500	3500
Poission ratio [-]	0.394	0.400
Density [kg/m ³]	1480	1300
Tensile strength, Yield [MPa]	119	97
Compressive yield strenth [MPa]	152	118
Friction coefficient [-]	0.19	0.34

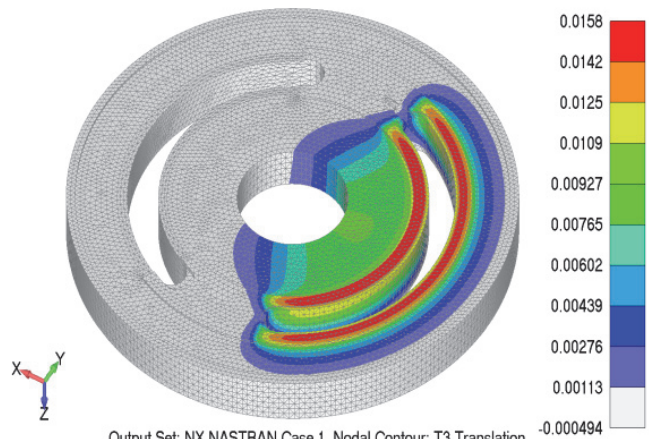
The design of the pumps, material of the pumps and test results are also discussed. The combination of stainless steel and coal fibre reinforced PEEK has proven to be successful in water hydraulic pumps [15]. Material selection, optimizing structure and manufacturing are recognized as the key problems [18].

Material research is an important part of water hydraulic component research. The wear mechanism of ceramic-ceramic contact is fatigue and surface fracture. In stainless steel polymer combinations, the wear mechanism of the PEEK composites is fatigue when the load is lighter, and micro-cutting and plastic deformation when the load is heavier. The conclusion is that metal-polymer combinations are more suitable to be friction pairs in water hydraulic piston pumps, but that ceramic-ceramic combinations also have potential. Companies have some patents concerning water hydraulic axial piston pumps [19]. Key elements of the patents are the structure and materials of the slipper. Stainless steel and industrial plastics combinations are used in all the inventions.

NUMERICAL ANALYSIS OF THE VALVE PLATE USING THE FINITE ELEMENT METHOD (FME)

Based on the technical literature, a valve plate model of the axial pump was developed. In computer program FEMAP (*Finite Element Modeling And Postprocessin*g) created finite element model [20]. The valve plate is modeled using 3D tetra elements with midside nodes. The model consists of 307644 nodes and 205323 elements Fig. 5.

The analysis assumed that the plate is fixed at one side and at the other side, the pressure is released. On the part of the pressure distribution, the plate is loaded with a pressure of 80 bar, and the suction pressure is 5 bar.



Output Set: NX NASTRAN Case 1, Nodal Contour: T3 Translation
Fig. 5. Vertical displacement field

In Fig. 5 there is the field of vertical movements. The maximum displacement of the valve plate made of material PEEK is 15.86 microns. For the analyzed cases, stresses in the valve plate did not differ significantly. Distribution of equivalent stress on the valve plate is shown in Fig. 6.

CONCLUSION

Water hydraulics is a versatile technology, which can be applied in various applications. That makes it interesting technology area to research and develop. In water hydraulic system, the first objective should be to develop piston pump and motor using raw water as pressure medium. The poor lubrication, wear, and erosion in water piston pump (motor) are more likely to happen than in oil hydraulic one. The experience gained from experimental study on the friction pairs in a pump (motor) will provide good basis for design and development of water hydraulic axial piston pumps and motors. Modern water hydraulic technology is still new and there are a lot of problems to be solved in order to make the technique more widely available for power transmission.

Trends confirm that design of water hydraulic application is a natural approach to solve many of the major environmental pollution problem and problems in industries, which cannot accept contamination of products and problems of fire and explosion risk.

The business sales history confirms that the use of modern water hydraulics shows a growing turn over per year. Important industrial applications and the benefits are presented with focus on process industries such as food industry, pharmaceutical processes, water mist fire fighting systems, high water pressure cleaners, water humidifying systems for a humidification, wood processing (sawmills and lumber drying processing), and industrial mobile machines and municipal machines working in environmentally sensitive surroundings.

Recently, a unique breakthrough with the success of development, design and implementation the process called Reverse Osmosis (drinking water from sea-water) by novel dedicated axial piston pumps.

ACKNOWLEDGEMENTS

The research was supported by the Ministry of Education, Science and Technological Development of the Republic of Serbia, Grant III 42013.

REFERENCES

- [1.] Todić, N., Savić, S., Gordić, D.: Development and Design of Water Hydraulics Components, 2nd International conference on Quality of Life, Center for Quality, Faculty of Engineering, University of Kragujevac, Kragujevac, 2017.
- [2.] Krutz, G. W., Chua, P. S. K.: Water Hydraulics-Theory and Applications, Agricultural Equipment Technology Conference (AETC '04), February 8-10, Louisville, Kentucky, 2004.
- [3.] Dong, W.: Research on key problems in water hydraulic piston pump and its experiment, 4th FPNI-Symp. Sarasota, p.171-179, 2006.

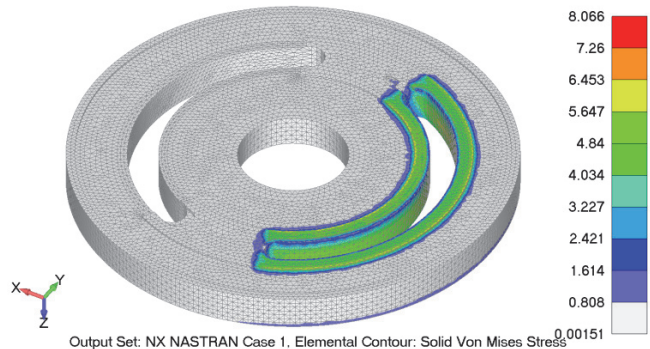


Fig. 6. Distribution of equivalent stress

- [4.] Backe, W.: Water- or oil-hydraulics in the future, 6th Scandinavian International Conference on Fluid Power, SICFP'99, Tampere, Finland, 1999.
- [5.] Trostmann, E., Frolund, B., Olesen, B., Hilbrecht, B.: Tap Water as Hydraulic Pressure Medium, Marcel Dekker, New York, 2001.
- [6.] Rydberg, K.: Energy Efficient Water Hydraulic Systems. The Fifth International Conference on Fluid Power Transmission and Control, April 2-7, Hang Zhou, China, 2001.
- [7.] Bech, T., Olsen, S., Klit, P.: Design of Pumps for Water Hydraulic Systems. 6th Scandinavian International Conference on Fluid Power, SICFP'99, Tampere, Finland, 1999.
- [8.] Todić, N., Vulović, S., Živković, M., Savić, S., Ranković, V.: Analysis of Loads and Deformation of Valve Plate in Contact With Cylinder Block at Axial Piston Pump for Water Hydraulic, 4th South-East European Conference on Computational Mechanics, SECCM 2017, Kragujevac, 2017.
- [9.] Ivantysyn J., Ivantysynova M.: Hydrostatic Pumps and Motors, First English Edition, Akademia Books international, New Delhi, India, 2001.
- [10.] Vilenius, J.: Water and Mobile Hydraulic Research in Finland. The Fifth International Conference on Fluid Power Transmission and Control, April 2-7, Hang Zhou, China, 2001.
- [11.] Rydberg, K.: Energy Efficient Water Hydraulic Systems. The Fifth International Conference on Fluid Power Transmission and Control, April 2-7, Hang Zhou, China, 2001.
- [12.] Conrad, F.: Trends in design of water hydraulics motion control and open-ended solutions, 6th JFPS International Symposium on Fluid Power, Tsukuba, 2005.
- [13.] Takashima, M.: Development of High Performance Components for Pollution Free Water Hydraulic System, Third JHPS Int Symp on Fluid Power, Yokohama'96, November 4-6, 465-471, 1996.
- [14.] Sairiala, H., Koskinen, K. T., Vilenius, M.: Proportional Valves in Low-pressure Water Hydraulics, 3rd FPNI-PhD Symposium on Fluid Power, Terrassa Spain, June 30-July 2, s. 501-508, 2004.
- [15.] Bergada, M., Kumar, S.: Fluid Power, Mathematical Design of Several Components, Nova Science Publishers, Inc., New York, 2014.
- [16.] Koskinen, K. T., Leino, T., Riipinen, H.: Sustainable Development with Water Hydraulics-Possibilities and Challenges, 7th JFPS International Symposium on Fluid Power, Toyama, 2008.
- [17.] Rokala, M.: Analysis of Slipper Structures in Water Hydraulic Axial Piston Pump, Tampere, Finland, 2012.
- [18.] Brookes, C. A., Fagan, M. J., James, R. D., Kerry, P., Mc Connachie, J.: The Development of Water Hydraulic Pumps Using Advanced Engineering Ceramics, The Fourth Scandinavian International Conference on Fluid Power, SICFP'95, Sept. 26-29, Tampere, Finland, pp. 965 - 977, 1995.
- [19.] Samland, U., Hollingworth, B.: The Use of New Materials in Water Hydraulics. The Fourth Scandinavian International Conference on Fluid Power, SICFP'95, Sept. 26-29, Tampere, Finland, pp. 955- 964, 1995.
- [20.] Kojić, M., Slavković, R., Živković, M., Grujović, N.: Finite Element Method I, Linear Analysis. University of Kragujevac, Faculty of Mechanical Engineering, Kragujevac, Serbia, 2010.

The paper received: 26.10.2017.

The paper accepted: 29.10.2017.